

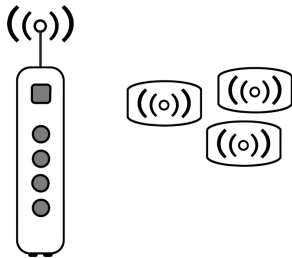
ISLAND[®]

CONFIGURING ISLAND WITH AT&T MODEM/ROUTER GATEWAY

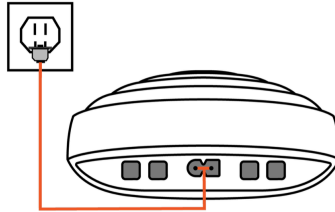
If you have AT&T services, you are required to use the gateway combo equipment supplied to you. To use Island as your router, you must do three things:

- Install the Island app (see QR code)
- Install a separate Wi-Fi access point or mesh (you will disable the built in Wi-Fi in the gateway)
- Put the AT&T gateway in IP Passthrough mode after installation (see page 2)

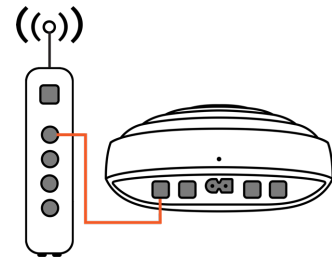
Step 1: Disconnect any existing switch or mesh Wi-Fi system from the gateway.



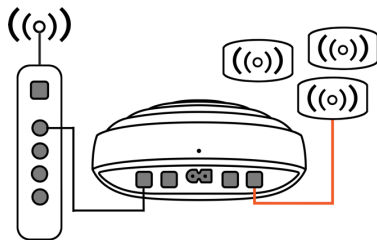
Step 2: Connect Island to power. Allow about 30 seconds for Island to boot up, until the light turns from white to solid blue.



Step 3: Connect one of the Island ports to the AT&T gateway.



Step 4: Connect any new or existing switch and/or Wi-Fi mesh to another port on the Island.



Step 5: If using a Wi-Fi mesh system, place it into Access Point (AP) mode using the manufacturer's instructions. For a list of common AP's and meshes, see our [resources page](#).

Step 6: Use the Island app to connect to the Island.



Now let's put the AT&T gateway into passthrough mode.

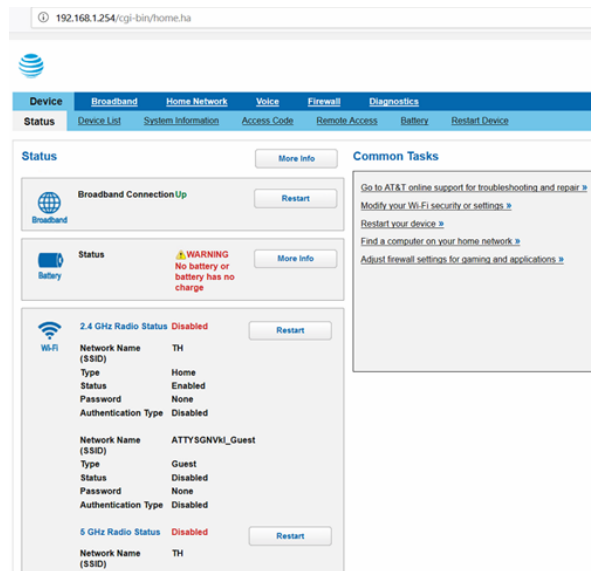
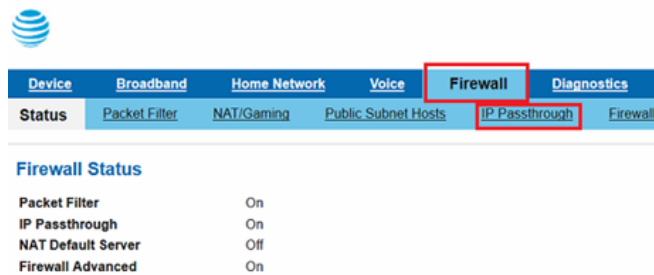
Putting the AT&T Gateway in Passthrough Mode after Installing Island.

Step 1:

Open a browser and enter the IP address of the gateway located on the label (e.g., 192.168.1.254). Log in to the web-based set up page using the Access Code found on the label of the gateway.

Step 2:

Select Firewall and then IP Passthrough.



Step 3:

On the Allocation Mode, select Passthrough from the drop-down menu:

Step 4:

Select **DHCPS-fixed** from the drop-down menu in **Passthrough Mode**. Then, on the Manual Entry section, enter the **MAC address of Island**, which you plugged in to the AT&T gateway. Click the **Save** button to complete the setup.

Note: You can find the MAC address (it's the number that begins with **08008A**) one of three ways:

- In the app under the network menu (make sure you're in Geek mode to see the MAC address)
- In the pull-down menu on the AT&T Passthrough Fixed MAC Address field

Step 5: Reboot the gateway and you're ready to use Island.

